



ASTM COMPASS[®]

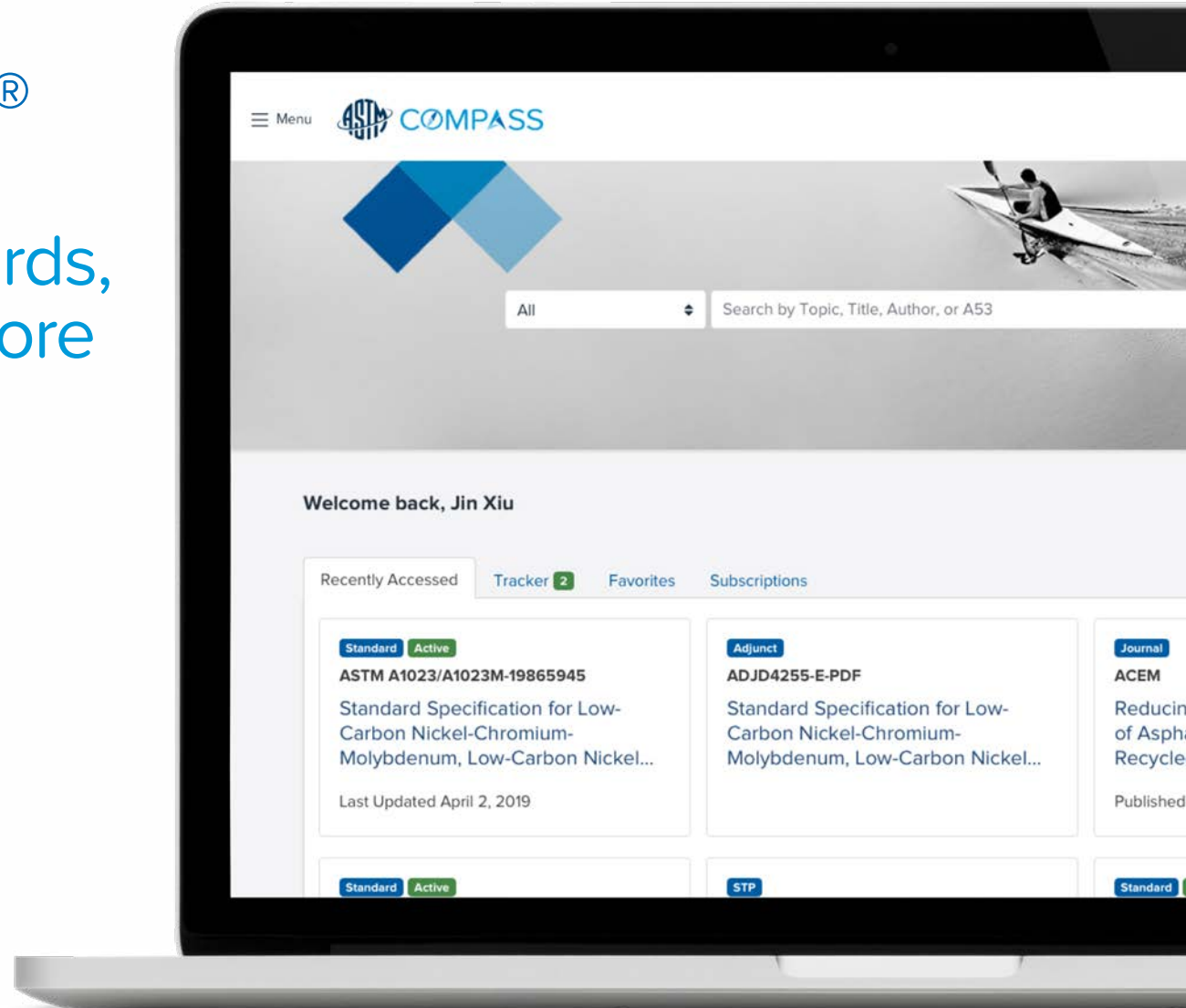
Your Portal for Standards,
Testing, Learning & More

Quick Reference Guide

Thank you for subscribing to ASTM Compass[®] — an easy-to-use solution for accessing, managing and sharing technical information organization-wide.

Combining proven industry standards and technical publications with intuitive management tools, ASTM Compass enables you tackle mission-critical work with a greater expertise, speed and efficiency.

compass.astm.org



3	Accessing ASTM Compass with a Shared Login
4	Accessing ASTM Compass with an Individual Login
5	Using ASTM's Books and Journals
6	Historical, Withdrawn Standards, Translated Standards or Work Items
6	Downloading a Standard
7	HTML View of Standards
8	Comparing Changes between Active and Prior Versions of Standards
9	Creating a Note Within a Document and Alerts
10	Creating Groups
11	Editing Groups
12	Videos
13	Support

Accessing Compass with a Shared Login

For questions, comments, or suggestions please contact sales@astm.org | tel +1.877.909.ASTM | compass.astm.org

Navigation

Click here to navigate the different collaboration features of ASTM Compass®

Search

Select specific collection from which to search.

Search

Type in your standard designation or other search terms here.

Recently Updated

Here you'll find new changes to standards.

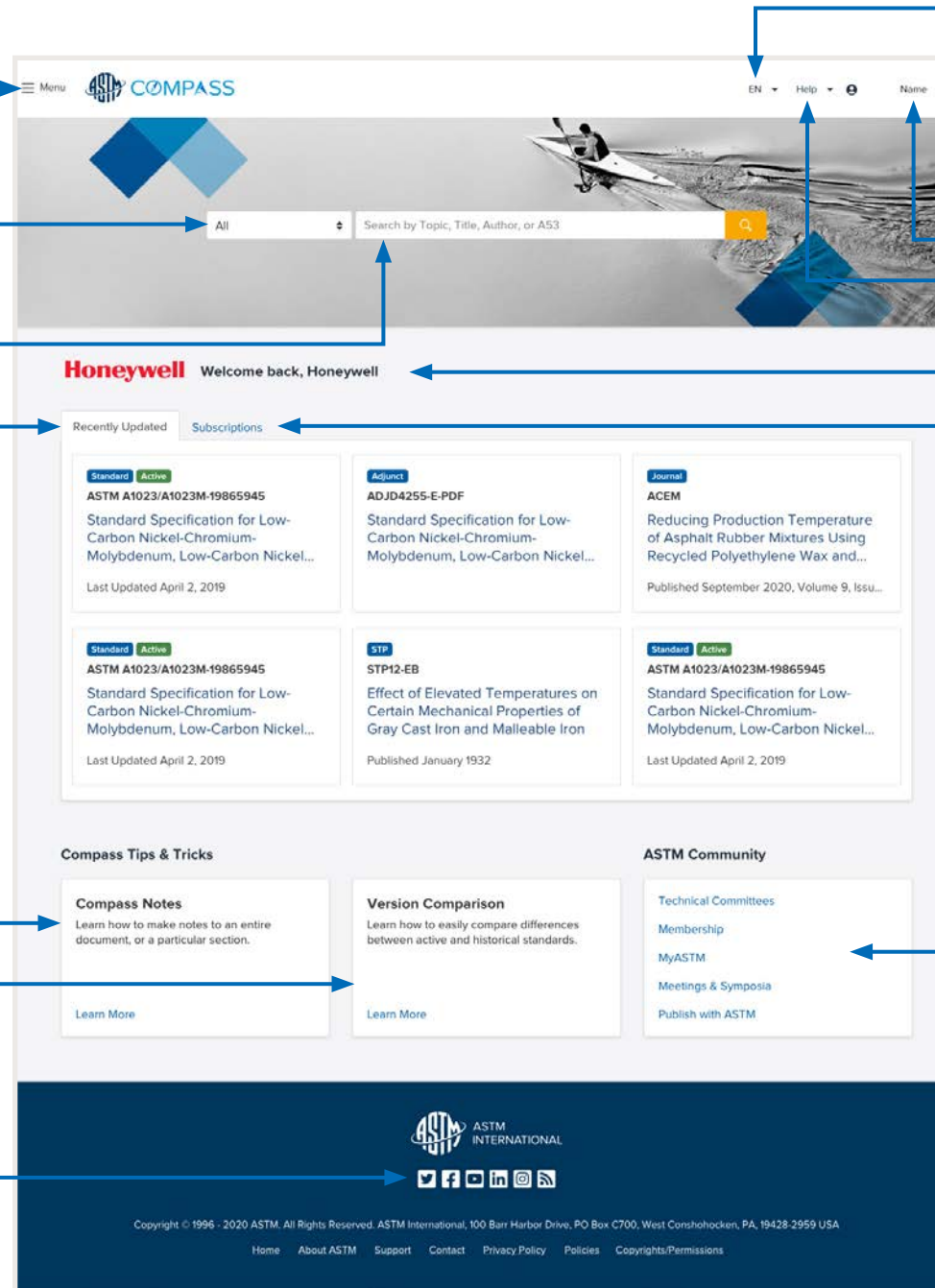
Compass Tip & Tricks

For demonstrations of how to use collaboration tools click here.

Identify changes between different versions of your standards.

Social Media

See content published on ASTM International's social media platforms.



Languages

Choose language for your dashboard here.

Personalized Account

Find details about your account, including your name, email, address and phone number.

Help & Support

Contact customer service or watch video tutorials here.

Organization Logo

This indicates you're logged into your organization's shared account.

Subscriptions

Access your content from specific publishers here.

ASTM Community

From Technical Committees: Explore all of ASTM's standards development groups here.

Membership: Learn about how to become an ASTM member here.

MyASTM: Access your member content here.

Meetings & Symposia: Find out about upcoming events here.

Publish with ASTM: Learn about how to get your research included in an ASTM publication.

Accessing Compass with an Individual Login

For questions, comments, or suggestions please contact sales@astm.org | tel +1.877.909.ASTM | compass.astm.org

Navigation

Click here to navigate the different collaboration features of ASTM Compass®

Search

Select specific collection from which to search.

Search

Type in your standard designation or other search terms here.

Track Changes

Here you'll find new changes to standards.

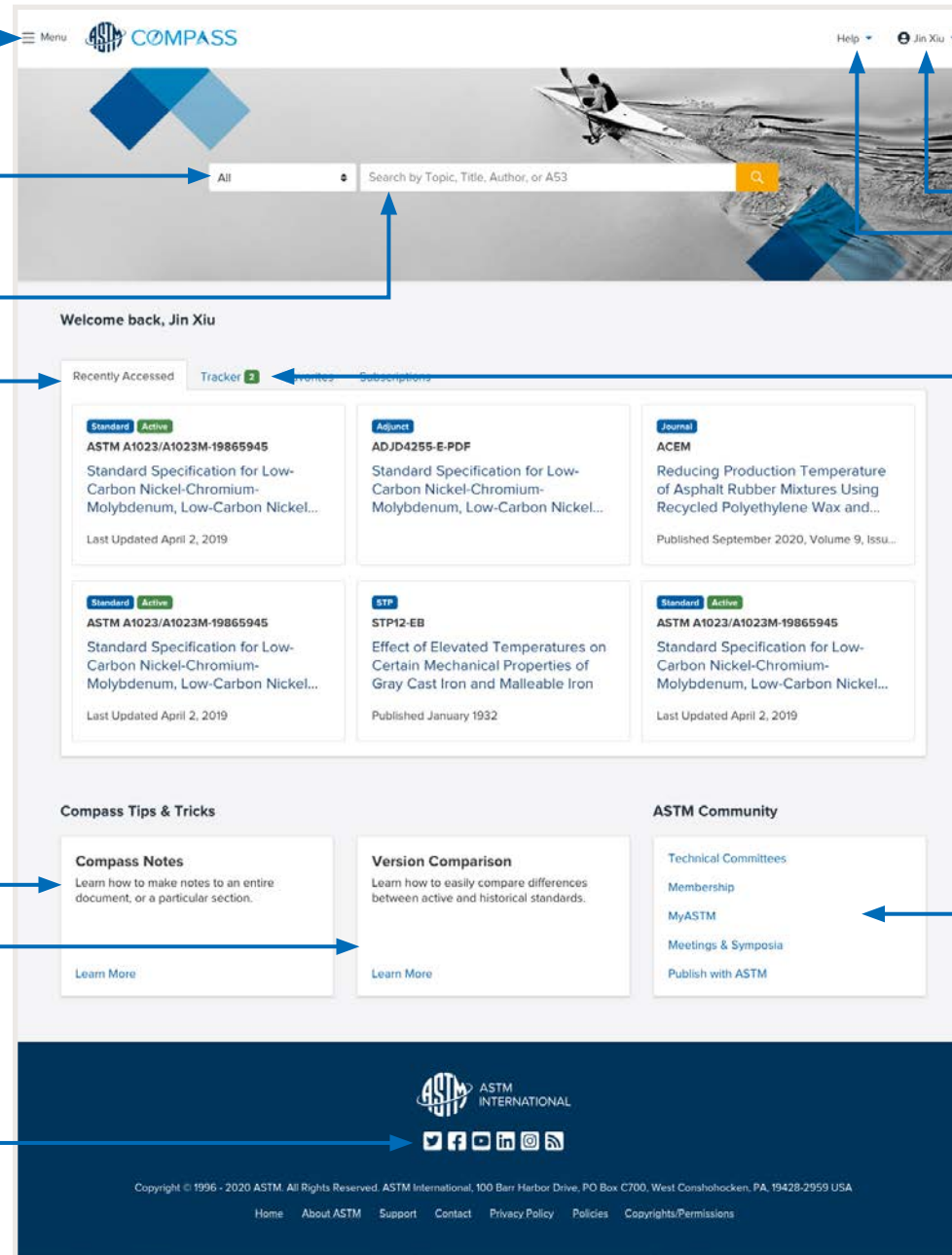
Compass Tip & Tricks

For demonstrations of how to use collaboration tools click here.

Identify changes between different versions of your standards.

Social Media

See content published on ASTM International's social media platforms.



Personalized Account

Find details about your account, including your name, email, address and phone number.

Help & Support

Contact customer service or watch video tutorials here.

Subscriptions

Access your content from specific publishers here.

ASTM Community

From Technical Committees: Explore all of ASTM's standards development groups here.

Membership: Learn about how to become an ASTM member here.

MyASTM: Access your member content here.

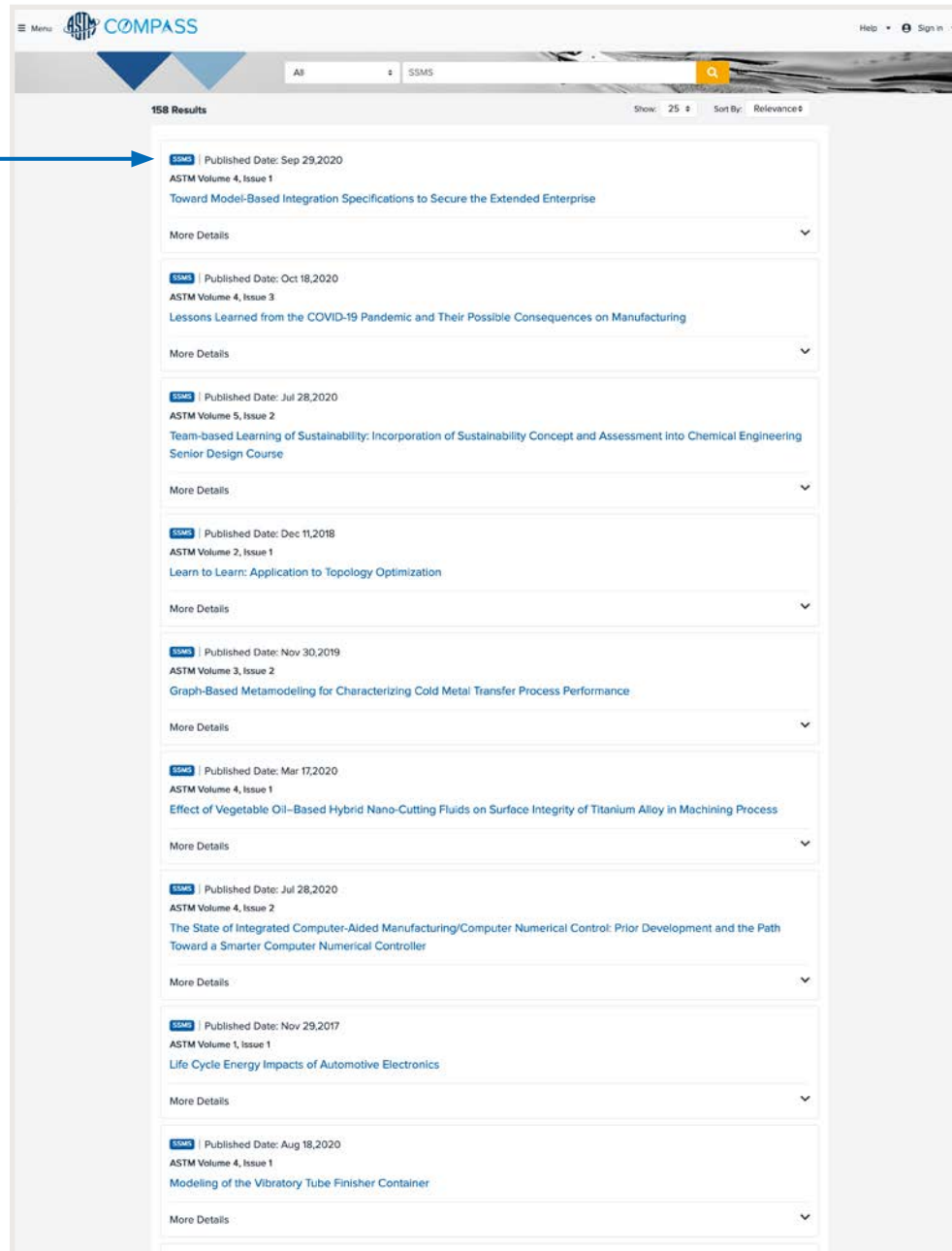
Meetings & Symposia: Find out about upcoming events here.

Publish with ASTM: Learn how to get your research included in an ASTM publication.

Using ASTM Books and Journals

For questions, comments, or suggestions please contact sales@astm.org | tel +1.877.909.ASTM | compass.astm.org

All ASTM Books and Journals content such as Journals, etc. may be downloaded and printed.



Historical, Withdrawn, or Translated Standards and Work Items

For questions, comments, or suggestions please contact sales@astm.org | tel +1.877.909.ASTM | compass.astm.org

6

Search results will indicate whether the document is active, historical, or withdrawn. You'll notice these labels above the document title.

Download a standard here.

Historical versions are also listed under each full-titled active standard.

The screenshot displays the ASTM COMPASS interface. At the top, there is a search bar with the text "Search by Topic, Title, Author, or A53" and a search icon. Below the search bar, there are navigation options: "Track Document", "Add to Favorites", "Download", and "Compare Versions". The main content area shows a search result for "ASTM A1023/A1023M-1986S945". The document title is "Standard Specification for Low-Carbon Nickel-Chromium-Molybdenum, Low-Carbon Nickel Steel Ropes". Above the title, there are tabs for "Standard" (highlighted in green) and "Active". To the right of the title, it says "Last Updated: Feb 22, 2017" and "Translation: English". Below the title, there are tabs for "HTML", "PDF", "Work Items", "Visual Content", and "Related Content". The main content area contains a table of contents with sections 1 through 10, including "Section 1 Scope", "Section 2 Referenced Documents", "Section 3 Terminology", "Section 4 Ordering Information", "Section 5 Material", "Section 6 Rope Properties and Tolerances", "Section 7 Rope Workmanship and Finish", "Section 8 Testing and Compliance", "Section 9 Packaging and Identification", and "Section 10 Keywords". There is also a "SUMMARY OF CHANGES" and "Footnotes" section. The "1. Scope" section is expanded, showing text about the general requirements for steel wire ropes.

Use the HTML view of a document when you prefer to view the text larger than is provided in the typeset PDF view of the document. With both types of documents, you may download a copy to your device.

The screenshot displays the ASTM COMPASS interface. At the top, there is a navigation bar with the COMPASS logo and a search bar. Below the search bar, there are two document identifiers: ASTM A1023/A1023M-19865945-17 and ASTM A1023/A1023M-19865945-06. A 'Download Redlined PDF' button and a 'Close Comparison' button are visible. The main content area shows the title 'Standard Specification for Low-Carbon Nickel-Chromium-Molybdenum, Low-Carbon Nickel Steel Ropes' and two tabs: 'HTML' (selected) and 'PDF'. The HTML view displays the document's text, including sections for Scope, Referenced Documents, and Terminology. The right sidebar contains 'Details' such as 'ASTM Book of Standards', 'Publish Date: Jan 03, 2017', and 'Subcommittee D02.14'. A blue arrow points from the text box on the left to the 'HTML' tab.

Comparing Changes Between Active and Prior Versions of Standards

For questions, comments, or suggestions please contact sales@astm.org | tel +1.877.909.ASTM | compass.astm.org

8

Select two versions of a document to compare, choose “compare” and the results will appear on the page. You can always choose “edit” to change the compared version. You’ll quickly identify new additions to a document as indicated by the green highlighted text. Pink highlighted text with a strikethrough let you know what text has been removed in the newest version of a standard.

The screenshot displays the ASTM COMPASS interface for the standard ASTM A1023/A1023M-19865945, titled 'Standard Specification for Molybdenum, Low-Carbon Steel Wire Ropes'. A 'Compare Versions' modal dialog is open, showing a list of versions with checkboxes. The 'Active' version (ASTM A1023/A1023M-19865945-17) and a previous version (ASTM A1023/A1023M-19865945-06) are selected. A blue arrow points from the text box on the left to the 'Compare' button in the dialog. The background page shows the standard's details, including sections for Scope, Referenced Documents, Terminology, Ordering Information, Material, Rope Properties and Tolerances, Workmanship and Finish, Testing and Compliance, Packaging and Identification, Keywords, Summary of Changes, Footnotes, and a table of references.

Create a Note Within a Document and Alerts

For questions, comments, or suggestions please contact sales@astm.org | tel +1.877.909.ASTM | compass.astm.org

Stay informed of revisions to a standard by selecting the push pin icon that says "Track Document" in the upper left-hand corner of the screen.

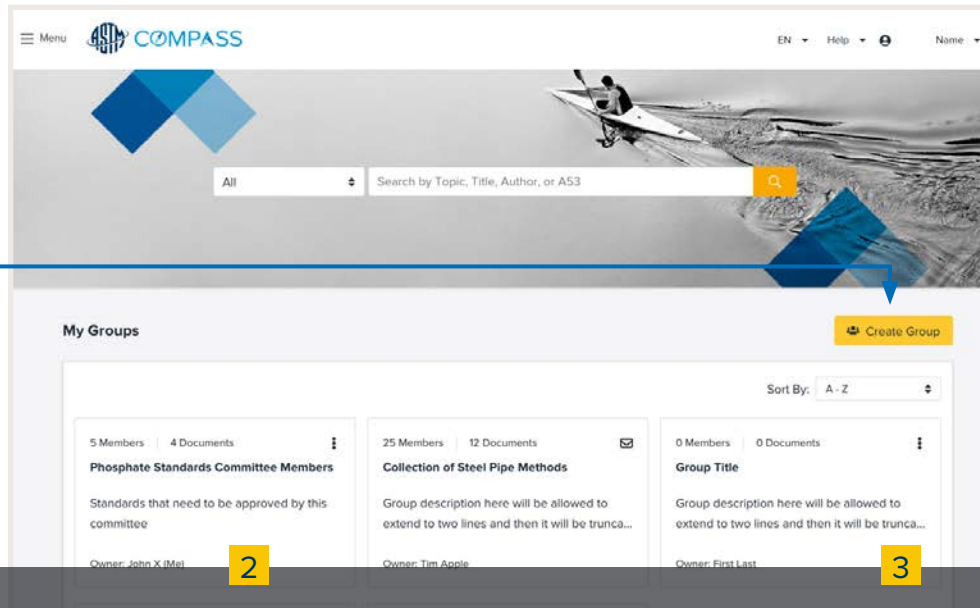
- > Create or modify alerts.
- > Track new and revised standards.
- > Track content or customize your list of standards.
- > Track content from Other Publishers.

The screenshot shows the ASTM COMPASS interface. At the top, there's a search bar and navigation options like 'Track Document', 'Add to Favorites', 'Download', and 'Compare Versions'. The main content area displays the standard title 'ASTM A1023/A1023M-1986/5945' and 'Standard Specification for Low-Carbon Nickel-Chromium-Molybdenum, Low-Carbon Nickel Steel Ropes'. Below this, there are tabs for 'HTML', 'PDF', 'Work Items', 'Visual Content', and 'Related Content'. The document text is visible, with a blue arrow pointing from the 'Track Document' button to a 'Track Your Selection' dialog box. This dialog box has two options: 'Start Tracking' and 'Add A Note'. A second blue arrow points from the 'Add Note' button in the dialog box to the 'Add Note' button in the document content area.

You must be logged into your individual account in order to make and save a note.

Make important annotations in your PDF documents using the notes tool. You will be able to make a note in any section of the document. This tool does not function in an HTML view of a document.

To share documents and notes with more than one person at your organization, you may want to create a group. Follow these steps to select which people to add as members to your group.



Create Group [X]

(1 of 3) Add name and description

Group Name

Group Description

Close Next

Create Group [X]

(2 of 3) Add group members

Compass Members

- Tim Apple
- Jessica Jones
- John Doe
- Linda X
- Sam Lowry
- Harry Tuttle

Select All

Group Members

No items to display

Back Close Next

Create Group [X]

(3 of 3) Add group documents

Compass Documents


- A500/A500M-20 Stand...
- A500/A500M-20 Stand...
- A500/A500M-20 Stand...
- A500/A500M-20 Stand...
- A500/A500M-20 Stand...
- A500/A500M-20 Stand...

Select All

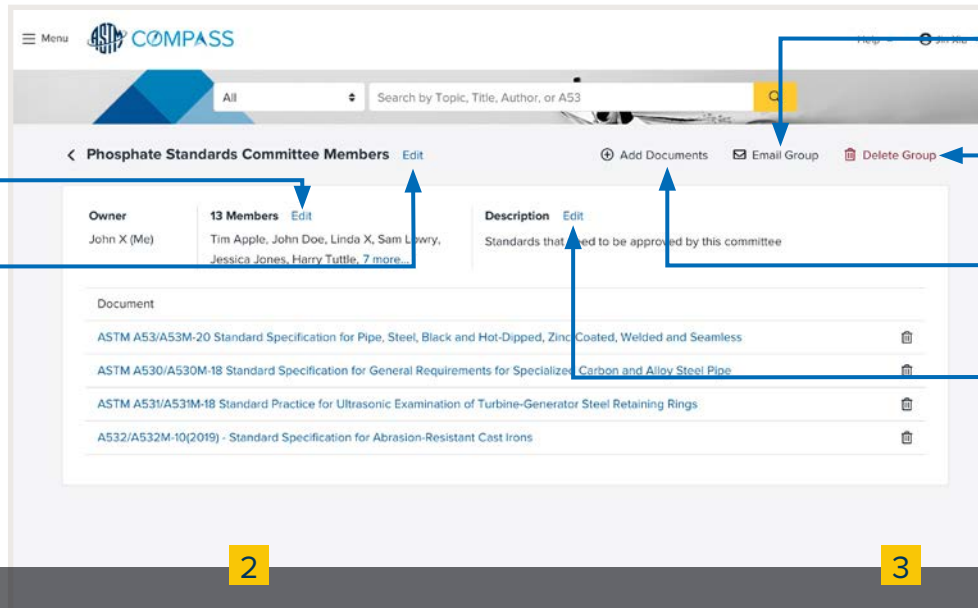
Group Documents

No items to display

Back Close Create



Editing Groups



Edit group members here.

Email group members here.

Delete the entire group here.

Add documents to the group here.

Edit the group's description here.

1

2

3

Edit Group [X]

(1 of 3) Update name and description

Group Name

Phosphate Standards Committee Members

Group Description

Standards that need to be approved by this committee in the case that the committee has reviewed each standard and followed the accurate procedures

You've reached the 255 character limit

Close Next

Edit Group [X]

(2 of 3) Update group members

Compass Members

Search first or last name

- Carol Danvers
- Jessica Drew
- Kamala Khan
- Alex X
- Sam Lowry
- Harry Tuttle

Select All

Group Members

Search first or last name

- Tim Apple
- John X
- Jessica Jones
- John Doe
- Linda X

Select All

Back Close Next

Edit Group [X]

(3 of 3) Update group documents

Compass Documents

Search documents

- A500/A500M-20 Stand...
- A500/A500M-20 Stand...
- A500/A500M-20 Stand...
- A500/A500M-20 Stand...
- A500/A500M-20 Stand...
- A500/A500M-20 Stand...
- A500/A500M-20 Stand...

Select All

Group Documents

Search documents

- A500/A500M-20 Stand...
- A500/A500M-20 Stand...
- A500/A500M-20 Stand...
- A500/A500M-20 Stand...

Select All

Back Close Update

Many standards have instructional videos demonstrating proper execution of test methods.

If a test method contains a video, there will be a tab underneath the title that reads "Video Content."

The screenshot shows the ASTM COMPASS interface for the standard 'ASTM C40/C40M-20'. The page title is 'Standard Test Method for Organic Impurities in Fine Aggregates for Concrete'. Below the title, there are tabs for 'PDF', 'HTML', and 'Video Content', with 'Video Content' being the active tab. Underneath, a 'Video' section displays four video thumbnails labeled 'Section: 5.2', 'Section: 6.2', 'Section: 9.2', and 'Section: 10.1'. The page also includes a search bar, navigation links like 'Untrack Document', 'Add to Favorites', 'Download', and 'Compare Versions', and a 'Help' tab in the top right corner.

Additional guidance can be found in **Video Tutorials** and **More Resources** in the **Help** tab.





COMPASS

Your Portal for Standards, Testing, Learning & More

Have additional questions, concerns or suggestions?
sales@astm.org | tel +1.877.909.2786

ASTM Technical Support
support@astm.org
tel +1.877.909.2786
(USA & Canada)
tel 001-610-832-9578 (International)